

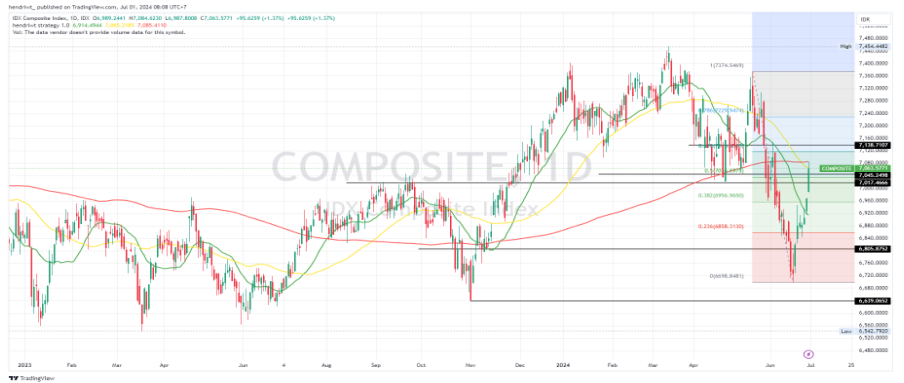
IHSG	7,064
Change (%)	1.37%
Net Foreign	2.13 T
Support	7000
Resistance	7100

Sectoral	Last
IDXBASIC.JK	1,342
IDXCYCLIC.JK	717
IDXENERGY.JK	2,315
IDXFINANCE.JK	1,365
IDXHEALTH.JK	1,437
IDXNONCYC.JK	690
IDXINDUST.JK	929
IDXINFRA.JK	1,549
IDXPROPERT.JK	592
IDXTECHNO.JK	3,170
IDXTRANS.JK	1,239

Commodities	Last	Change %
Crude Oil Aug 24	81.7	0.18%
Brent Crude Oil	86.5	0.08%
Gold Aug 24	2333.9	-0.24%
Copper Jul 24	4.4	-0.43%

Indeks	Close	Change %
Dow Jones Industrial Average	39,119	-0.12%
S&P 500	5,460	-0.41%
NASDAQ Composite	17,733	-0.71%
FTSE 100	8,164	-0.19%
DAX PERFORMANCE-INDEX	18,235	0.14%
SSE Composite Index	2,967	0.73%
HANG SENG INDEX	17,719	0.01%
Nikkei 225	39,762	0.45%

Indikator	Tingkat
GDP Growth Rate	-0.83 percent
GDP Annual Growth Rate	5.11 percent
Unemployment Rate	4.82 percent
Inflation Rate	2.84 percent
Inflation Rate MoM	-0.03 percent
Interest Rate	6.25 percent
Balance of Trade	2927 USD Million
Current Account	-2161 USD Million
Current Account to GDP	-0.3 percent of GDP
Government Debt to GDP	39.9 percent of GDP
Government Budget	-1.65 percent of GDP
Business Confidence	14.11 points
Manufacturing PMI	52.1 points



Source: Trading View, Divisi Research Erdikha

NEWS HIGHLIGHT

- Laba Melangit 6.780 Persen, BIPI Akhir 2023 Defisit USD192 Juta
- Meroket 3.125 Persen, Maret 2024 HOKI Raup Laba Bersih Rp15 Miliar
- Bayu Buana (BAYU) Bagi Dividen Rp75 per Lembar, Cum Date Minggu Depan
- SIG (SMGR) Caplok 20,9 Persen Konsorsium Proyek di IKN Rp22,5 Miliar
- Probiotek Pinjam AUD75,5 Juta dari HSBC Usai Dicaplok PYFA Rp2,75T

NEWS MARKET

SENTIMEN GLOBAL
 * Wall Street ditutup menguat karena investor mencerna data ekonomi terbaru yang menunjukkan inflasi melambat dan angka sentimen konsumen yang lebih baik dari perkiraan, sementara itu mereka juga menutup paruh pertama tahun 2024 yang kuat; inflasi di bulan Mei turun ke tingkat tahunan terendah dalam lebih dari tiga tahun dengan indeks harga pengeluaran konsumsi pribadi inti naik hanya 0.1% bulan lalu dan 2.6% dari periode sebelumnya.
 * Bursa Eropa ditutup lebih rendah pada hari sebelumnya menjelang pemilihan parlemen Perancis akhir pekan ini dan inflasi zona euro minggu depan.
 * Bursa Asia ditutup variatif data ekonomi dari Jepang yang optimis mendorong indeks saham Topix ke level tertinggi dalam 34 tahun, sementara para investor menunggu pembacaan inflasi AS yang akan dirilis nanti. Inflasi utama di kota Tokyo meningkat menjadi 2.3% pada Juni dari tahun sebelumnya, naik dari 2.2% pada Mei. Tingkat inflasi inti — yang tidak termasuk harga makanan segar — naik menjadi 2.1% dari 1.9% pada Mei.

SENTIMEN DOMESTIK
 * Faktor global juga mempengaruhi pergerakan pasar di level domestik. Rupiah terapresiasi 0.07 ke level 16,350.
 * Imbal hasil obligasi negara tenor acuan 10 tahun turun dari 7.12% ke 7.05% dan IHSG +2.67%.

SENTIMEN MAKRO
 * Kredit Perbankan Indonesia Mei Tumbuh 11.40% YoY. Bank Indonesia mencatatkan kredit perbankan tumbuh 11.40 % YoY pada bulan Mei (vs 12.30% YoY periode sebelumnya). Melambatnya pertumbuhan kredit ini disebabkan oleh meningkatnya pertumbuhan kredit investasi maupun modal kerja menjadi masing-masing 13.80% dan 10.80% YoY (vs 14.60% & 12.40 % YoY periode sebelumnya).

KOMODITAS
 * Minyak mentah, Perdagangan Minyak menguat . Hal ini menjelang data perekonomian Amerika Serikat (AS) berupa Inflasi PCE. Dimana Core PCE Index MoM di proyeksikan turun menjadi 0.1% (vs 0.2% periode sebelumnya). Selain itu, kekhawatiran akan gangguan pasokan karena geopolitik mempengaruhi harga minyak mentah, dimana terdapat kekhawatiran akan meluasnya perang antara Israel dan Hizbullah di Lebanon membuat pasar waspada terhadap gangguan pasokan minyak mentah. Ditambah, serangan Ukraina terhadap kilang bahan bakar utama Rusia juga menunjukkan potensi gangguan pasokan minyak dari Moskow.
 * Batu Bara, Perdagangan batu bara melemah menandai level terendah baru dalam sepuluh minggu terakhir karena lemahnya permintaan dari para pembeli utama. China dan India, konsumen terbesar di dunia, diperkirakan akan mengurangi impor mereka di bulan Juni dibandingkan dengan bulan sebelumnya.
 * CPO, Perdagangan minyak sawit menguat pada minggu ini setelah Kementerian Pangan dan Distribusi India mengumumkan, bea masuk untuk komoditas CPO, minyak kedelai, dan minyak biji bunga matahari diturunkan dari 2.5% menjadi 0%. Tarif ini akan berlaku hingga 31 Maret 2025. India adalah importir CPO terbesar dunia. Jadi permintaan di India tentu akan mempengaruhi pembentukan harga.

PEKAN INI
 * Pada perdagangan sebelumnya, Indeks Harga Saham Gabungan (IHSG) ditutup dengan volume lebih besar dari periode sebelumnya.
 * IHSG diproyeksikan akan bergerak sideways dengan kecenderungan konsolidasi di kisaran support 7.000, dan resistance 7.100.
 * Investor asing mencatatkan net buy sebesar Rp500.19 miliar di seluruh pasar.
 * Investor dapat mencermati dan memanfaatkan momentum di sektor perbankan, energi, transportasi dan logistik.
 * Investor disarankan menggunakan strategi DCA (Dollar Cost Averaging) guna untuk meminimalisir risiko.

Source: IDX, Investing, Kontan, Reuters, RTI, Tradingeconomics.

Stock Recommendation

Stock	Last Price	Recommendation	TP 1	TP 2	Stop Loss	Commentary
MDKA	2,380	Speculative Buy	2,420	2,490	2,300	Oversold, entry level: 2310-2380
BBRI	4,600	Buy on Weakness	4,690	4,830	4,460	Gap Up, entry level: 4470-4600
BBNI	4,660	Buy on Weakness	4,750	4,890	4,520	Oversold, entry level: 4530-4660
BBCA	9,925	Hold	10,100	10,400	9,625	Bullish Continuation
TLKM	3,130	Hold	3,190	3,280	3,030	Bullish Continuation

LQ45 PRICE PERFORMANCE



Monday, July 1, 2024

CODE	PRICE	Daily (%)	PER		52 WEEK PRICE PERFORMANCE	YTD (%)		PRICE	%	52W Low	CURRENT POSITION	52W High	%
BRIS	2,620	3.15%	20			50.57%		2,620	81%	1,450	▼	2,960	-11%
SIDO	775	0.65%	22			47.62%		775	62%	478	▼	780	-1%
ESSA	770	1.99%	19			45.28%		770	57%	490	▼	875	-12%
PGAS	1,540	0.00%	7			36.28%		1,540	45%	1,060	▼	1,650	-7%
ACES	855	0.00%	18			18.75%		855	37%	625	▼	995	-14%
ADRO	2,790	1.45%	3			17.23%		2,790	23%	2,260	▼	2,990	-7%
MEDC	1,335	1.52%	6			15.58%		1,335	52%	880	▼	1,705	-22%
MBMA	630	1.61%	202			12.50%		630	32%	476	▼	940	-33%
AKRA	1,620	-1.52%	12			9.83%		1,620	29%	1,255	▼	1,865	-13%
EXCL	2,160	-1.82%	18			8.00%		2,160	15%	1,885	▼	2,650	-18%
INKP	8,900	0.28%	7			6.91%		8,900	17%	7,600	▼	11,850	-25%
BBCA	9,925	1.79%	24			5.59%		9,925	15%	8,600	▼	10,400	-5%
PGEO	1,190	-0.83%	18			1.71%		1,190	61%	740	▼	1,680	-29%
BMRI	6,150	2.50%	8			1.65%		6,150	20%	5,125	▼	7,500	-18%
BBTN	1,265	0.40%	5			1.20%		1,265	8%	1,175	▼	1,610	-21%
CPIN	5,075	1.00%	30			1.00%		5,075	15%	4,410	▼	5,800	-13%
PTBA	2,450	0.82%	5			0.41%		2,450	7%	2,300	▼	3,160	-22%
INCO	4,220	5.50%	9			-2.09%		4,220	19%	3,554	▼	6,891	-39%
ICBP	10,300	-1.90%	22			-2.60%		10,300	7%	9,600	▼	11,925	-14%
UNTR	21,975	1.03%	4			-2.87%		21,975	5%	20,925	▼	28,775	-24%
KLBF	1,525	-0.97%	25			-5.28%		1,525	11%	1,375	▼	2,090	-27%
INDF	6,075	0.83%	8			-5.81%		6,075	4%	5,850	▼	7,550	-20%
AMRT	2,750	1.85%	32			-6.14%		2,750	10%	2,490	▼	3,030	-9%
ITMG	23,900	0.63%	4			-6.82%		23,900	1%	23,575	▼	31,425	-24%
MTEL	645	0.78%	27			-8.51%		645	17%	550	▼	770	-16%
GGRM	18,100	-2.43%	9			-10.95%		18,100	2%	17,800	▼	29,550	-39%
MDKA	2,380	0.85%	#N/A			-11.85%		2,380	16%	2,060	▼	3,580	-34%
SRTG	1,435	5.51%	#N/A			-12.50%		1,435	17%	1,225	▼	1,990	-28%
BBNI	4,660	1.75%	8			-13.30%		4,660	9%	4,260	▼	6,250	-25%
UNVR	3,020	-1.95%	24			-14.45%		3,020	30%	2,330	▼	4,340	-30%
HRUM	1,140	0.88%	19			-14.61%		1,140	9%	1,050	▼	1,945	-41%
ARTO	2,410	9.55%	436			-16.90%		2,410	58%	1,530	▼	3,860	-38%
MAPI	1,475	-0.67%	13			-17.60%		1,475	19%	1,240	▼	2,070	-29%
BBRI	4,600	3.14%	11			-19.65%		4,600	12%	4,090	▼	6,450	-29%
TLKM	3,130	3.30%	13			-20.76%		3,130	16%	2,700	▼	4,240	-26%
ASII	4,460	0.68%	6			-21.06%		4,460	4%	4,290	▼	6,950	-36%
INTP	7,250	-1.02%	14			-22.87%		7,250	16%	6,275	▼	11,500	-37%
BRPT	990	2.59%	503			-25.56%		990	33%	744	▼	1,947	-49%
TOWR	735	2.80%	11			-25.76%		735	11%	660	▼	1,130	-35%
ANTM	1,250	1.63%	18			-26.69%		1,250	6%	1,175	▼	2,060	-39%
EMTK	388	-0.51%	53			-34.24%		388	11%	350	▼	805	-52%
BUKA	139	3.73%	#N/A			-35.65%		139	22%	114	▼	268	-48%
PTMP	123	0.82%	43			-39.11%		123	38%	89	▼	338	-64%
SMGR	3,730	3.61%	12			-41.72%		3,730	9%	3,410	▼	7,250	-49%
GOTO	50	0.00%	#N/A			-41.86%		50	0%	50	▼	119	-58%

Sumber: Research Team Erdikha Elit Sekuritas

KETERANGAN

PER : PER saat ini dibawah 10 kali

YTD (%) : Kinerja harga saat ini dibandingkan dengan harga saham awal tahun 45 saham yang memiliki likuiditas tinggi dan kapitalisasi pasar

52W Low : **Harga terendah** selama 52 Minggu terakhir

52W High : **Harga tertinggi** selama 52 Minggu terakhir

LQ45 adalah Indeks yang mengukur kinerja harga dari besar serta didukung oleh fundamental perusahaan yang baik.

MSCI PRICE PERFORMANCE



Monday, July 1, 2024

CODE	PRICE	Daily (%)	PER	PRICE	52 WEEK PRICE PERFORMANCE	YTD (%)	PRICE	%	52W Low	CURRENT POSITION	52W High	%
1 TPIA	9,225	1.93%	#N/A	TPIA		75.71%	TPIA	362%	1,995	▼	9,875	-7%
2 AMMN	11,000	-2.22%	280	AMMN		67.94%	AMMN	547%	1,700	▼	15,000	-27%
3 ADRO	2,790	1.45%	3	ADRO		17.23%	ADRO	23%	2,260	▼	2,990	-7%
4 INKP	8,900	0.28%	7	INKP		6.91%	INKP	17%	7,600	▼	11,850	-25%
5 BBKA	9,925	1.79%	24	BBKA		5.59%	BBKA	15%	8,600	▼	10,400	-5%
6 BMRI	6,150	2.50%	8	BMRI		1.65%	BMRI	20%	5,125	▼	7,500	-18%
7 CPIN	5,075	1.00%	30	CPIN		1.00%	CPIN	15%	4,410	▼	5,800	-13%
8 ICBP	10,300	-1.90%	22	ICBP		-2.60%	ICBP	7%	9,600	▼	11,925	-14%
9 UNTR	21,975	1.03%	4	UNTR		-2.87%	UNTR	5%	20,925	▼	28,775	-24%
10 KLBF	1,525	-0.97%	25	KLBF		-5.28%	KLBF	11%	1,375	▼	2,090	-27%
11 INDF	6,075	0.83%	8	INDF		-5.81%	INDF	4%	5,850	▼	7,550	-20%
12 AMRT	2,750	1.85%	32	AMRT		-6.14%	AMRT	10%	2,490	▼	3,030	-9%
13 MDKA	2,380	0.85%	#N/A	MDKA		-11.85%	MDKA	16%	2,060	▼	3,580	-34%
14 BBNI	4,660	1.75%	8	BBNI		-13.30%	BBNI	9%	4,260	▼	6,250	-25%
15 UNVR	3,020	-1.95%	24	UNVR		-14.45%	UNVR	30%	2,330	▼	4,340	-30%
16 BBRI	4,600	3.14%	11	BBRI		-19.65%	BBRI	12%	4,090	▼	6,450	-29%
17 TLKM	3,130	3.30%	13	TLKM		-20.76%	TLKM	16%	2,700	▼	4,240	-26%
18 ASII	4,460	0.68%	6	ASII		-21.06%	ASII	4%	4,290	▼	6,950	-36%
19 BRPT	990	2.59%	503	BRPT		-25.56%	BRPT	33%	744	▼	1,947	-49%
ANTM	1,250	1.63%	18	ANTM		-26.69%	ANTM	6%	1,175	▼	2,060	-39%
21 GOTO	50	0.00%	#N/A	GOTO		-41.86%	GOTO	0%	50	▼	119	-58%

Sector Weights for Monday, June 3, 2024

Sector	Weight%
Financials	57.94
Materials	12.77
Consumer Staples	8.48
Communication Services	7.6
Industrials	4.59
Energy	3.85
Consumer Discretionary	3.1
Health Care	1.66

INDONESIA

- MSCI Global Standard Indexes List
 Additions: TPIA
 Deletions: TOWR, SMGR

Industry Group Weights for Monday, June 3, 2024

Industry Group Name	Weight%
Banks	57.94
Materials	12.77
Telecommunication Services	7.6
Food Beverage & Tobacco	4.6
Capital Goods	4.59
Energy	3.85
Consumer Discretionary Distribution & Retail	3.1
Consumer Staples Distribution & Retail	2.62
Pharmaceuticals, Biotechnology & Life Sciences	1.66
Household & Personal Products	1.26

- MSCI Small Cap Indexes List
 Additions: GGRM, MIKA, SMGR, ULTI, TOWR
 Deletions: AUTO, BIPI, BBKP, LPKR, ENRG, MNCN, CARE, LSIP

NEXT

May 2024 Index Review
 o Announcement date: 12 Agustus 2024
 o Effective date: 2 September 2024

Sumber: Research Team Erdikha Elit Sekuritas

KETERANGAN

- PER** : PER saat ini dibawah 10 kali
- YTD (%)** : Kinerja harga saat ini dibandingkan dengan harga saham awal tahun
- 52W Low** : Harga terendah selama 52 Minggu terakhir
- 52W High** : Harga tertinggi selama 52 Minggu terakhir

IDX80 PERFORMANCE

























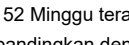



Monday, July 1, 2024

260

CODE	PRICE	Daily (%)	PER	52 WEEK PRICE PERFORMANCE	YTD (%)	PRICE	%	52W Low	CURRENT POSITION	52W High	%
50 SMIL	216	9.64%	22		78.51%	SMIL	216	123%	97	216	0%
TPIA	9,225	1.93%	#N/A		75.71%	TPIA	9,225	362%	1,995	9,875	-7%
55 BRIS	2,620	3.15%	20		50.57%	BRIS	2,620	81%	1,450	2,960	-11%
SIDO	775	0.65%	22		47.62%	SIDO	775	62%	478	780	-1%
47 ESSA	770	1.99%	19		45.28%	ESSA	770	57%	490	875	-12%
PGAS	1,540	0.00%	7		36.28%	PGAS	1,540	45%	1,060	1,650	-7%
73 TINS	875	-0.57%	#N/A		35.66%	TINS	875	68%	520	1,095	-20%
WIFI	194	7.18%	7		25.97%	WIFI	194	52%	128	218	-11%
43 JPFA	1,425	-1.72%	9		20.76%	JPFA	1,425	35%	1,055	1,490	-4%
TKIM	8,700	1.16%	6		19.18%	TKIM	8,700	43%	6,100	10,375	-16%
48 ACES	855	0.00%	18		18.75%	ACES	855	37%	625	995	-14%
ADRO	2,790	1.45%	3		17.23%	ADRO	2,790	23%	2,260	2,990	-7%
7 PNLF	306	0.00%	6		15.91%	PNLF	306	26%	242	410	-25%
MEDC	1,335	1.52%	6		15.58%	MEDC	1,335	52%	880	1,705	-22%
16 ELSA	444	0.45%	6		14.43%	ELSA	444	33%	334	464	-4%
ISAT	10,700	3.38%	18		14.13%	ISAT	10,700	28%	8,350	12,250	-13%
72 MBMA	630	1.61%	202		12.50%	MBMA	630	32%	476	940	-33%
AKRA	1,620	-1.52%	12		9.83%	AKRA	1,620	29%	1,255	1,865	-13%
53 EXCL	2,160	-1.82%	18		8.00%	EXCL	2,160	15%	1,885	2,650	-18%
GJTL	1,115	2.29%	3		7.73%	GJTL	1,115	77%	630	1,490	-25%
14 INKP	8,900	0.28%	7		6.91%	INKP	8,900	17%	7,600	11,850	-25%
MIKA	3,020	-0.33%	43		5.96%	MIKA	3,020	24%	2,430	3,200	-6%
60 BBKA	9,925	1.79%	24		5.59%	BBKA	9,925	15%	8,600	10,400	-5%
JSMR	4,980	1.01%	5		2.26%	JSMR	4,980	40%	3,560	5,700	-13%
57 PGEO	1,190	-0.83%	18		1.71%	PGEO	1,190	61%	740	1,680	-29%
BMRI	6,150	2.50%	8		1.65%	BMRI	6,150	20%	5,125	7,500	-18%
13 BBTN	1,265	0.40%	5		1.20%	BBTN	1,265	8%	1,175	1,610	-21%
CPIN	5,075	1.00%	30		1.00%	CPIN	5,075	15%	4,410	5,800	-13%
10 PTBA	2,450	0.82%	5		0.41%	PTBA	2,450	7%	2,300	3,160	-22%
INCO	4,220	5.50%	9		-2.09%	INCO	4,220	19%	3,554	6,891	-39%
41 ICBP	10,300	-1.90%	22		-2.60%	ICBP	10,300	7%	9,600	11,925	-14%
UNTR	21,975	1.03%	4		-2.87%	UNTR	21,975	5%	20,925	28,775	-24%
27 ADMR	1,320	-0.75%	7		-2.94%	ADMR	1,320	43%	920	1,600	-18%
CTRA	1,130	2.82%	11		-3.42%	CTRA	1,130	16%	975	1,335	-15%
58 MAPA	780	4.70%	16		-4.88%	MAPA	780	23%	635	1,170	-33%
KLBF	1,525	-0.97%	25		-5.28%	KLBF	1,525	11%	1,375	2,090	-27%
46 MYOR	2,350	-0.84%	15		-5.62%	MYOR	2,350	7%	2,200	2,850	-18%
INDF	6,075	0.83%	8		-5.81%	INDF	6,075	4%	5,850	7,550	-20%
64 AMRT	2,750	1.85%	32		-6.14%	AMRT	2,750	10%	2,490	3,030	-9%
ITMG	23,900	0.63%	4		-6.82%	ITMG	23,900	1%	23,575	31,425	-24%
25 MPMX	965	1.05%	8		-8.10%	MPMX	965	5%	915	1,095	-12%
MTEL	645	0.78%	27		-8.51%	MTEL	645	17%	550	770	-16%
57 HEAL	1,355	-1.45%	38		-9.06%	HEAL	1,355	28%	1,060	1,575	-14%
TBIG	1,895	5.28%	28		-9.33%	TBIG	1,895	18%	1,600	2,200	-14%
22 GGRM	18,100	-2.43%	9		-10.95%	GGRM	18,100	2%	17,800	29,550	-39%
ERAA	378	0.80%	7		-11.27%	ERAA	378	16%	326	545	-31%
39 BSDE	955	0.53%	8		-11.57%	BSDE	955	10%	870	1,235	-23%
INDY	1,265	1.61%	5		-11.85%	INDY	1,265	10%	1,155	2,380	-47%
76 MDKA	2,380	0.85%	#N/A		-11.85%	MDKA	2,380	16%	2,060	3,580	-34%
SRTG	1,435	5.51%	#N/A		-12.50%	SRTG	1,435	17%	1,225	1,990	-28%
28 SMRA	500	0.81%	9		-13.04%	SMRA	500	4%	480	715	-30%
ENRG	191	0.53%	4		-13.18%	ENRG	191	20%	159	302	-37%
38 BBNI	4,660	1.75%	8		-13.30%	BBNI	4,660	9%	4,260	6,250	-25%

BRMS	146	1.39%	89
UNVR	3,020	-1.95%	24
HRUM	1,140	0.88%	19
SCMA	142	0.00%	20
ARTO	2,410	9.55%	436
MAPI	1,475	-0.67%	13
BMTR	218	1.87%	5
ASSA	640	4.07%	20
MNCN	312	0.00%	4
PWON	366	-0.54%	10
BBRI	4,600	3.14%	11
AUTO	1,895	3.27%	5
TLKM	3,130	3.30%	13
ASII	4,460	0.68%	6
BFIN	945	5.59%	10
INTP	7,250	-1.02%	14
BRPT	990	2.59%	503
TOWR	735	2.80%	11
ANTM	1,250	1.63%	18
PTPP	290	1.40%	3
BTPS	1,145	2.23%	10
EMTK	388	-0.51%	53
BUKA	139	3.73%	#N/A
PTMP	123	0.82%	43
SMGR	3,730	3.61%	12
GOTO	50	0.00%	#N/A

BRMS		-14.12%
UNVR		-14.45%
HRUM		-14.61%
SCMA		-16.47%
ARTO		-16.90%
MAPI		-17.60%
BMTR		-18.66%
ASSA		-18.99%
MNCN		-19.17%
PWON		-19.38%
BBRI		-19.65%
AUTO		-19.70%
TLKM		-20.76%
ASII		-21.06%
BFIN		-21.58%
INTP		-22.87%
BRPT		-25.56%
TOWR		-25.76%
ANTM		-26.69%
PTPP		-32.24%
BTPS		-32.25%
EMTK		-34.24%
BUKA		-35.65%
PTMP		-39.11%
SMGR		-41.72%
GOTO		-41.86%

BRMS	146	15%	127	▼	226	-35%
UNVR	3,020	30%	2,330	▼	4,340	-30%
HRUM	1,140	9%	1,050	▼	1,945	-41%
SCMA	142	21%	117	▼	177	-20%
ARTO	2,410	58%	1,530	▼	3,860	-38%
MAPI	1,475	19%	1,240	▼	2,070	-29%
BMTR	218	9%	200	▼	388	-44%
ASSA	640	5%	610	▼	1,380	-54%
MNCN	312	10%	284	▼	715	-56%
PWON	366	0%	366	▼	505	-28%
BBRI	4,600	12%	4,090	▼	6,450	-29%
AUTO	1,895	6%	1,795	▼	3,620	-48%
TLKM	3,130	16%	2,700	▼	4,240	-26%
ASII	4,460	4%	4,290	▼	6,950	-36%
BFIN	945	18%	800	▼	1,455	-35%
INTP	7,250	16%	6,275	▼	11,500	-37%
BRPT	990	33%	744	▼	1,947	-49%
TOWR	735	11%	660	▼	1,130	-35%
ANTM	1,250	6%	1,175	▼	2,060	-39%
PTPP	290	7%	272	▼	835	-65%
BTPS	1,145	15%	1,000	▼	2,350	-51%
EMTK	388	11%	350	▼	805	-52%
BUKA	139	22%	114	▼	268	-48%
PTMP	123	38%	89	▼	338	-64%
SMGR	3,730	9%	3,410	▼	7,250	-49%
GOTO	50	0%	50	▼	119	-58%

Sumber: Research Team Erdikha Elit Sekuritas

KETERANGAN

52W Low	:	Harga terendah selama 52 Minggu terakhir
52W High	:	Harga tertinggi selama 52 Minggu terakhir
YTD (%)	:	Kinerja harga saat ini dibandingkan dengan harga saham awal tahun
PER	:	PER saat ini dibawah 10 kali

IDX80 adalah Indeks yang mengukur kinerja harga dari 80 saham yang memiliki likuiditas tinggi dan kapitalisasi pasar besar serta didukung oleh fundamental perusahaan yang baik.

Monday, July 1, 2024

LQ 45 Performance

Top Gainer

ARTO 2,410 (9.5%)

SRTG 1,435 (5.5%)

INCO 4,220 (5.5%)

BUKA 139 (3.7%)

SMGR 3,730 (3.6%)

Top Volume

GOTO 50 (10.4 Mn Lot)

BBRI 4,600 (5.8 Mn Lot)

BUKA 139 (3.1 Mn Lot)

TLKM 3,130 (2.1 Mn Lot)

BMRI 6,150 (1.9 Mn Lot)

Top Frekuensi

BBRI 4,600 (48k x)

BBCA 9,925 (25k x)

BMRI 6,150 (20k x)

TLKM 3,130 (17k x)

BRPT 990 (15k x)

Top Loser

GGRM 18,100 (-2.4%)

UNVR 3,020 (-1.9%)

ICBP 10,300 (-1.9%)

EXCL 2,160 (-1.8%)

AKRA 1,620 (-1.5%)

Top Value

BBRI 4,600 (2679.7 IDR Bn)

BBCA 9,925 (1646.4 IDR Bn)

BMRI 6,150 (1179.9 IDR Bn)

TLKM 3,130 (665.4 IDR Bn)

ASII 4,460 (573.5 IDR Bn)

All Stock Performance

Top Gainer

SBAT 2 (100%)

TELE 3 (50%)

BDKR 675 (25%)

REAL 6 (20%)

INOV 99 (19.2%)

Top Volume

GOTO 50 (10.4 Mn Lot)

BBRI 4,600 (5.8 Mn Lot)

TOSK 59 (4.4 Mn Lot)

BUKA 139 (3.1 Mn Lot)

TOPS 1 (3.1 Mn Lot)

Top Frekuensi

BBRI 4,600 (48k x)

BDKR 675 (42k x)

BBCA 9,925 (25k x)

BMRI 6,150 (20k x)

TLKM 3,130 (17k x)

Top Loser

MKNT 1 (-50%)

TAXI 1 (-50%)

KREN 4 (-20%)

TAYS 75 (-16.6%)

LAPD 6 (-14.2%)

Top Value

BBRI 4,600 (2679.7 IDR Bn)

BBCA 9,925 (1646.4 IDR Bn)

BMRI 6,150 (1179.9 IDR Bn)

TLKM 3,130 (665.4 IDR Bn)

ASII 4,460 (573.5 IDR Bn)

ECONOMIC CALENDAR



				Actual	Previous	Consensus	Forecast
Monday July 01 2024							
7:30 AM	ID	S&P Global Manufacturing PMI JUN		50.7	52.1		51
8:45 AM	CN	Caixin Manufacturing PMI JUN			51.7	51.2	51.2
11:00 AM	ID	Inflation Rate YoY JUN			2.84%	2.70%	2.70%
11:00 AM	ID	Core Inflation Rate YoY JUN			1.93%	1.96%	2.00%
11:00 AM	ID	Inflation Rate MoM JUN			-0.03%	0.06%	0.10%
11:45 AM	ID	Tourist Arrivals YoY MAY			23.23%		23.50%
8:45 PM	US	S&P Global Manufacturing PMI Final JUN		51.3	51.7		51.7
9:00 PM	US	ISM Manufacturing PMI JUN		48.7	49		50
9:00 PM	US	ISM Manufacturing Employment JUN		51.1			51
9:00 PM	US	Construction Spending MoM MAY		-0.10%	0.10%		0.10%
9:00 PM	US	ISM Manufacturing New Orders JUN		45.4			46
9:00 PM	US	ISM Manufacturing Prices JUN		57	55.9		56
Tuesday July 02 2024							
9:00 PM	US	JOLTs Job Openings MAY		8.059M	7.85M		7.9M
9:00 PM	US	JOLTs Job Quits MAY		3.507M			3.5M
Wednesday July 3 2024							
7:30 PM	US	Balance of Trade MAY		\$-74.6B	\$-76B		\$-76B
7:30 PM	US	Exports MAY		\$263.7B			\$265B
7:30 PM	US	Imports MAY		\$338.2B			\$341B
7:30 PM	US	Initial Jobless Claims JUN/29		233K	235K		235.0K
7:30 PM	US	Continuing Jobless Claims JUN/22		1839K			1841.0K
7:30 PM	US	Jobless Claims 4-week Average JUN/29		236K			238.0K
8:45 PM	US	S&P Global Composite PMI Final JUN		54.5	54.6		54.6
8:45 PM	US	S&P Global Services PMI Final JUN		54.8	55.1		55.1
9:00 PM	US	ISM Services PMI JUN		53.8	52.5		53.5
9:00 PM	US	ISM Services Business Activity JUN		61.2			61
9:00 PM	US	ISM Services Employment JUN		47.1			47
9:00 PM	US	ISM Services New Orders JUN		54.1			54
9:00 PM	US	ISM Services Prices JUN		58.1			57.8
Thursday July 04 2024							
1:00 AM	US	FOMC Minutes					
Friday July 05 2024							
10:00 AM	ID	Foreign Exchange Reserves JUN		\$139B			\$140.0B
4:40 PM	US	Fed Williams Speech					
7:30 PM	US	Non Farm Payrolls JUN		272K	180K		160.0K
7:30 PM	US	Unemployment Rate JUN		4%	4%		4.00%

JAKARTA (Head Office)

Gedung Sucaco Lt 3
JL. Kebon Sirih Kav. 71
Jakarta Pusat – 10340
Telp : +622139836420

SEMARANG

JL. Sembodro No. 12A, Plomblokan
Kec. Semarang Utara, Kota Semarang
Jawa Tengah – 50171
WA : +6281808054623
Telp : +62243512068

SURABAYA

Ruko Galeri Bukit Indah
(Pakuwon Indah) RK03-001, Kel. Lontar
Kec. Sambikerep, Surabaya, Jawa Timur
WA : +62 856-7279-999
Telp : +623198700528

Telp : +62 21 3983 6420

Fax : +62 21 3983 6422

Email:

admin.aonline@erdikha.com

aof.elit@erdikha.com

Career: hrd@erdikha.com

Disclaimer :

The information contained herein has been compiled from sources that we believe to be reliable. No warranty (express or implied) is made to the accuracy or completeness of the information. All opinions and estimates included in this report constitute our judgment as of this date, without regards to its fairness, and are subject to change without notice. This document has been prepared for general information only, without regards to the specific objectives, financial situation and needs of any particular person who may receive it. No responsibility or liability whatsoever or howsoever arising is accepted in relation to the contents hereof by any company mentioned herein, or any their respective directors, officers or employees. This document is not an offer to sell or a solicitation to buy any securities. This firms and its affiliates and their officers and employees may have a position, make markets, act as principal or engage in transaction in securities or related investments of any company mentioned herein, may perform services for or solicit business from any company mentioned herein, and may have acted upon or used any of the recommendations herein before they have been provided to you. Available only to person having professional experience in matters relating to investments.